

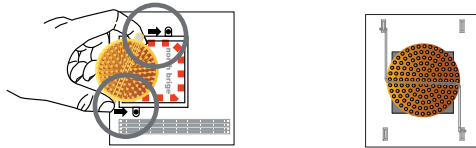
CNB-R1

Features

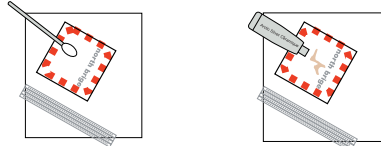
- No fan means absolutely Silent Operation and No Vibration
- User friendly, smart mounting hardware takes only second to install
- Pure Forged Copper features a highly efficient dense material as opposed to traditional heatsinks used in the marketplace. The best thermal conductivity available maximizes heat dissipation.
- Arctic Silver Ceramique Thermal compound insures the best results possible
- One heat sink can and four different clips can fit most of the motherboard assembly design.

Installation

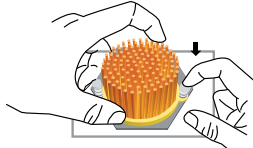
1. Remove old fan/heatsink from motherboard
 *Quick installation tip: Use a pair of wire cutters or pliers to cut off the plastic retainer pins that hold old fan/heat sink assembly in place. By using this approach, motherboard may no have to be removed.
2. Find the right mounting clip for your installation
 (3 different clips are provided which will accommodate most installations)



3. Clean the surface of the Northbridge chipset and apply the provided "Arctic Silver Céramique" thermal compound evenly on the chipset surface



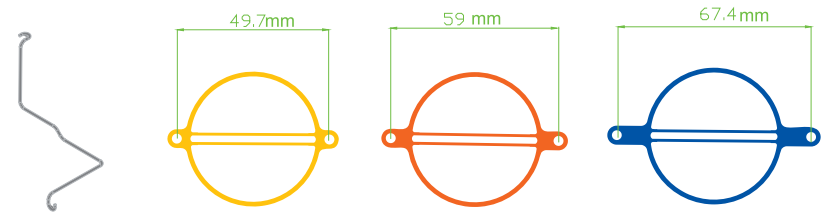
4. Place the CNB-R1 on the chipset and insert the push pins into the mounting holes in the motherboard. Make sure they are firmly snapped into place.



Notices

- Thermal grease is harmful to skin and eyes. In the event of skin contact, clean off promptly with water. In event of eye contact, contact a doctor immediately – for grease details, go to www.arcticsilver.com– an MSDS can be obtained there)
- If the provided push pins do not match the holes in your motherboard, try using the pins originally supplied with the motherboard.
- Do Not install CNB-R1 if it interferes with or touches any other components on the motherboard.
- CNB-R1 can not be used on motherboards that lack mounting holes or loops around the Northbridge/Southbridge chipsets.

WWW.ENZOTECHNOLOGY.COM



Blue Clip	GA8I945PL G, GA8I945GMF, GA8I945GZ
Orange Clip	GA 8N SLI, GA 945P, ABIT AL8, ABIT FATAL1TY AA8XE, ABIT GD8, ABIT NI8 SLI GR, ABIT NF7-S REV 2, ECS P4M800 PRO-M, ECS RC410/800 MG,F ECS RC 410/800-M, ECS RS400-A, ECS K8M800-M2
Yellow Clip	GA-M55 PLUS-S3G, GA-M51GM-S2G, GA-965P, ASUS A8R32-MVP DELUXE, A8N VM/CSM, DFI LP NF590 SLI-M2R G
Wire Clip	MSI 865GVM2-LS, ECS 945-A, ABIT IS7, ASUS P5AD2, ASUS P5AD2 E, ASUS P5WD2 SERIES, ASUS P5LD2 VM,

Components

- (1) One Northbridge Heatsink
- (2) Two Push Pins
- (3) One Supply of Arctic Silver Céramique Thermal Grease
- (4) One Sponge (For Flip Chip Users)
- (5) Three Mounting Clips
- (6) One Wire Clip

Specifications

- Dimensions: Ø44.7(L) x 30(H) mm
- Weight: 120g
- Material: Forged Copper 1100
- Base Flatness: heatsink base is lapped to 0.0003"

Important notification to users:

due to the extreme variety existing among chipset retention mechanisms, as well as chipset locations, Enzotech simply cannot keep track of all motherboard configurations, and therefore cannot guarantee compatibility. As a result, Enzotech's customer service will respond to any motherboard compatibility questions by referring users to this page. It is then the responsibility of the user to determine compatibility based on the information provided herein.

* For more information, please visit our website